

Project Status Dashboard

Introduction	1
Where Can I Find It?	1
An Example	2
Embed in Emails via Direct URL	2
Track More Than One Status	2
Use Any Assessment Template You Like	3
Keep the History	3
Integration with Atlassian JIRA	3

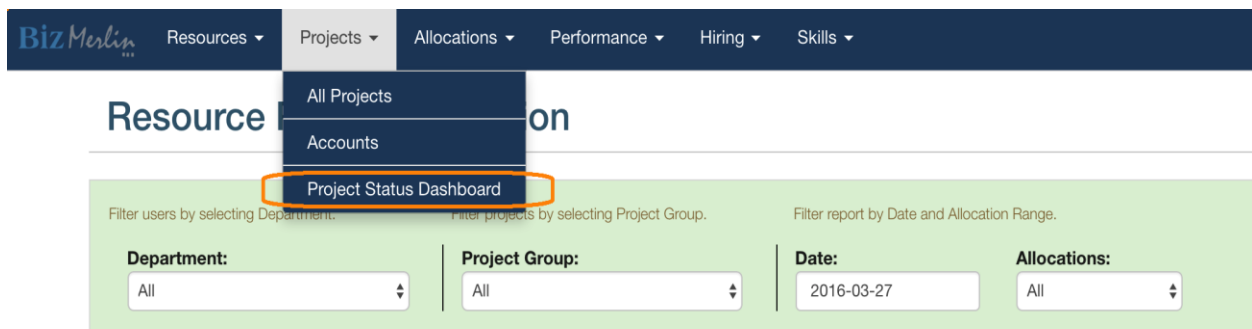
Introduction

Using BizMerlin’s Project Status Dashboard, you can view and publish the status of various projects in one consolidated place. Various stakeholders can visit the project status dashboard to see the latest, most up to date information about a project, and drill down into more details if needed.







While tools such as MS Project and Atlassian JIRA track the project completion, etc., BizMerlin project status dashboard is a higher level view that allows you to track multiple configurable project statuses (such as Customer Status, Financial Status, Resource Status, etc.) You can configure multiple metrics – see the examples in “Tracking More Than One Status” section below.

Where Can I Find It?

You can find the project status dashboard in the Projects menu in the main menu bar.



An Example

Project	Status	Assessment	Comments	Project Manager
Bank of Clark County Services		7.5/10 – As of Mar 17, 2016 + New assessment	Customer confirms that we have returned to green after a slow January.	Analena D'Souza
Acme Sol. P451222		6.5/10 – As of Feb 19, 2016 + New assessment		Kristi Funti
Port of Sydney Upgrade		9.5/10 – As of Mar 20, 2016 + New assessment	PM confirmed in phone/verbal from sponsor.	Ashish Kumar
Saturn Orbiter Mission		4.5/10 – As of Feb 20, 2016 + New assessment	Serious risk that funding is not adequate. Severe risk that team is not well equipped.	Aruda Moore
Gibbons		9/10 – As of Dec 5, 2015 + New assessment	Customer confirmed green in QBR.	Davaid Balash
iNecklace Prototype		6/10 – As of Nov 18, 2015 + New assessment		Grant Chu

Embed in Emails via Direct URL

Project Status Dashboard is available through a direct URL which can be sent in emails, and a direct link is also available in Projects menu in your BizMerlin instance. Project name links to project details page, where the user can view and edit more information.

Track More Than One Status

Project Status Dashboard is highly configurable. You can setup as many metrics as you like, each using its own assessment template.

Metric	Description	Template		
Customer Status	Status provided by Customers PM	Red Amber Green		
Financial Status	Status provided by finance team, including AR and collection issues	Red Amber Green		
Resource Status	Status of the resource management	Red Amber Green		
+ Add new				
Metric	Assessment	By	Date	Action
+ Add a new assessment				

Use Any Assessment Template You Like

The value (2.5/10) and the date come from the project assessment, which can be entered on the project dashboard page. The icons and the related interpretation comes from assessment templates. ***Your organization can use any assessment template that you deem fit, such as Red Amber Green, or 0-10 or Good/Bad, or your own custom template.***

Keep the History

Project Status Dashboard shows the latest assessments, however, all historical assessments are available on the Project Dashboard, under “Assessments” tab. System admins and project admins can quickly add a new assessment right from the Project Status Dashboard, or from the Project Details page.

Integration with Atlassian JIRA

You can configure project status dashboard to pull the status from Atlassian Jira (via the Jira API) to create a “Tracking Status” periodically.